

OBH-W Recommended Installation Instructions

The following instructions are recommended for the installation of the OBH-W Centralizer

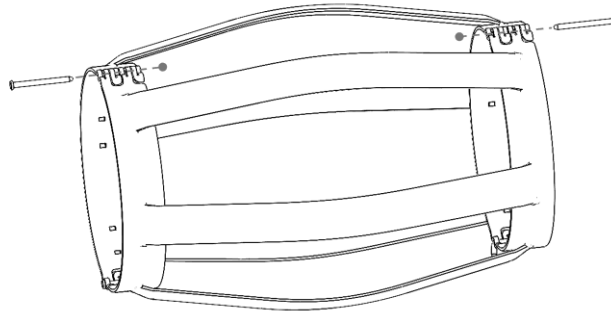
Safety First! Wear appropriate PPE including eye protection and gloves.

Included

x1 OBH-W preassembled unit
x2 2-3/4" Hinge pins

Tools required

Locking pliers or similar to bend hinge pin

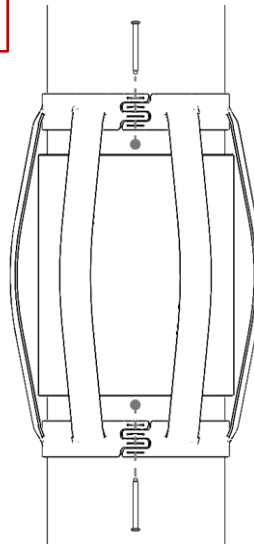


1.



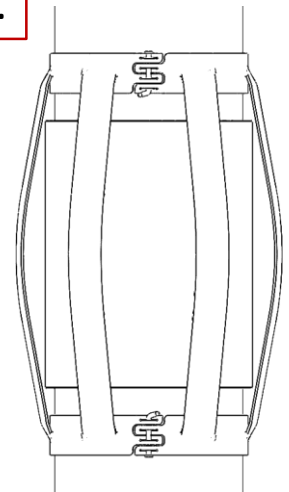
Hinge centralizer assembly onto casing

2.



Insert second set of hinge pins

3.



Bend hinge pins to secure centralizer onto casing

NOTE! Installation over stop collars or casing collars may affect the stated performance of the product.